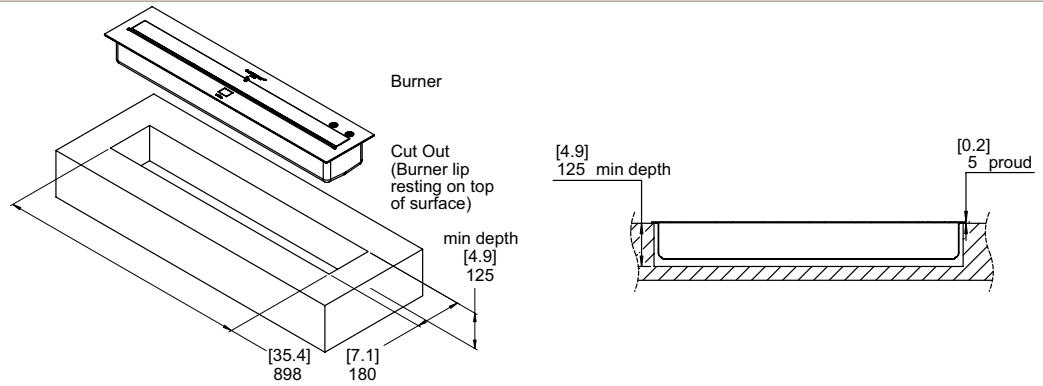


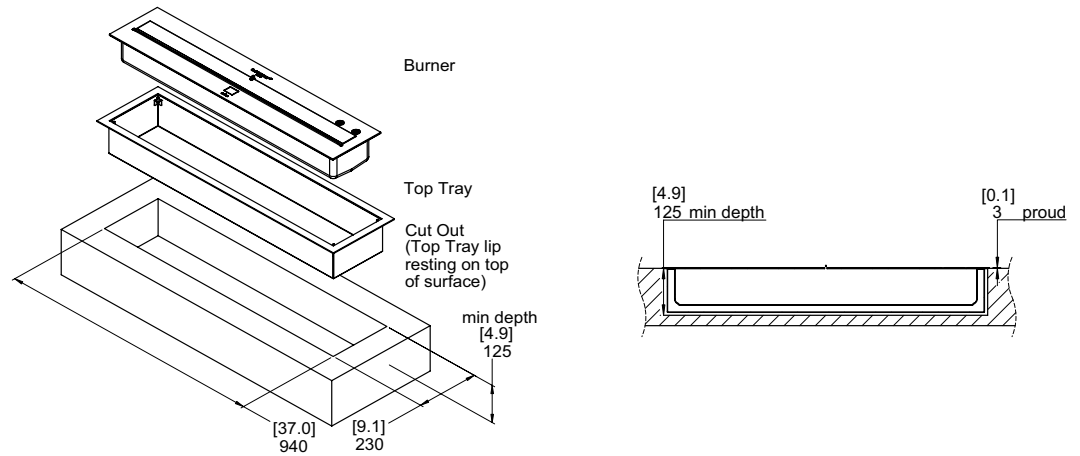
NEW RELEASE - EFB XL900

XL900

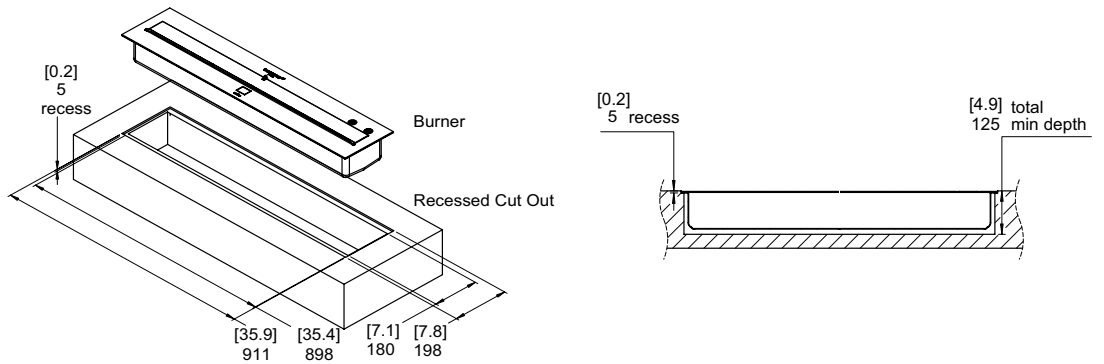
Physical model dimensions should be verified against cut out dimensions BEFORE installation begins to confirm tolerances align.



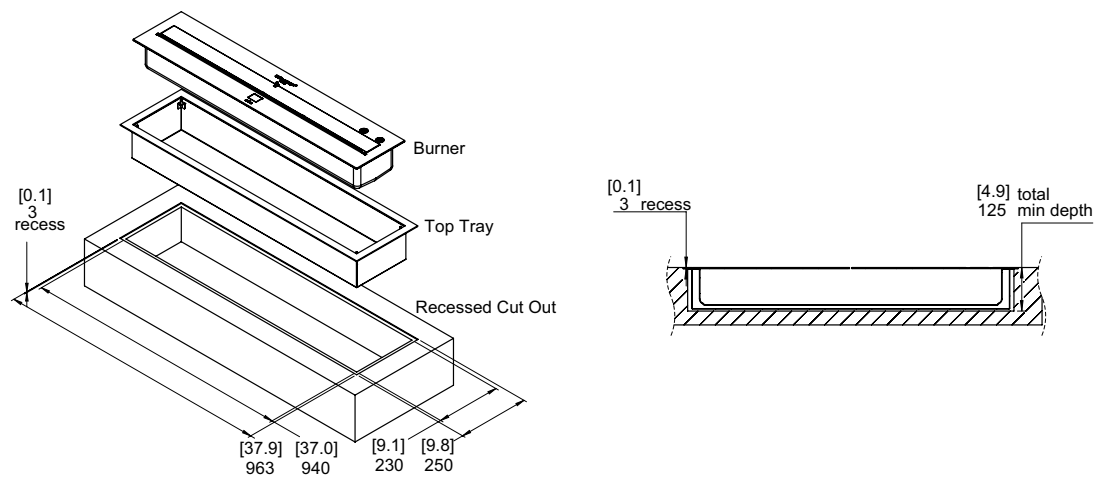
Burner WITHOUT Top Tray On Top/Raised



Burner WITH Top Tray On Top/Raised



Burner WITHOUT Top Tray Recessed/Flush



Burner WITH Top Tray Recessed/Flush

Disclaimer: All product specifications and data are subject to change without notice and believed to be correct at the time of publication. The Fire Company Pty Ltd (TFC), its affiliates, agents, and employees, and all persons acting on its or their behalf (collectively, "The Fire Company"), disclaim any and all liability for any errors, inaccuracies or incompleteness contained herein or in any other disclosure relating to any product. TFC disclaims any and all liability arising out of the use or application of any product described herein or of any information provided herein to the maximum extent permitted by law. The product specifications do not expand or otherwise modify TFC P/Ls terms and conditions of purchase, including but not limited to the warranty expressed therein, which apply to these products. No license, express or implied, by estoppel or otherwise, to any intellectual property rights is granted by this document or by any conduct of TFC. Customers using or selling TFC products not expressly indicated for use in such applications do so entirely at their own risk and agree to fully indemnify TFC for any damages arising or resulting from such use or sale. Please contact authorised personnel from TFC to obtain written terms and conditions regarding products designed for such applications.